




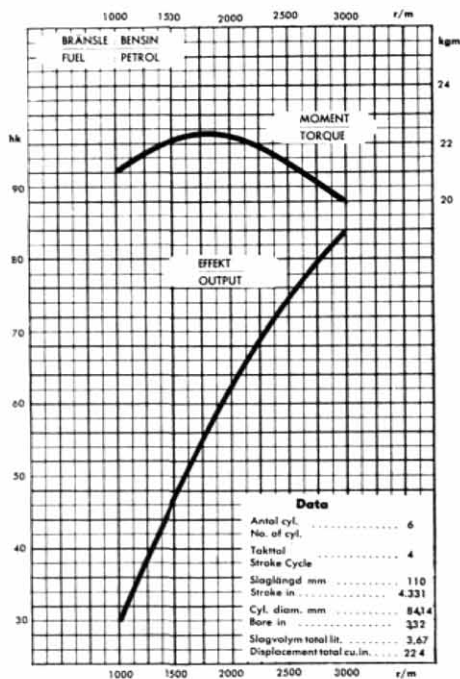
ED 6

VOLVO-PENTA MARINE ENGINE

The Volvo-Penta ED 6 is a six-cylinder engine specially built for medium speed boats. When fitted with 2:1 reduction gear and run on paraffin, it is ideal for motor cruisers and similar types of boats. The Volvo-Penta ED 6 is renowned for its dependable smooth operation. The Volvo-Penta name is your guarantee for top quality and excellent service. The Volvo-Penta ED 6 is an engine that will soon become your best friend in your boat.

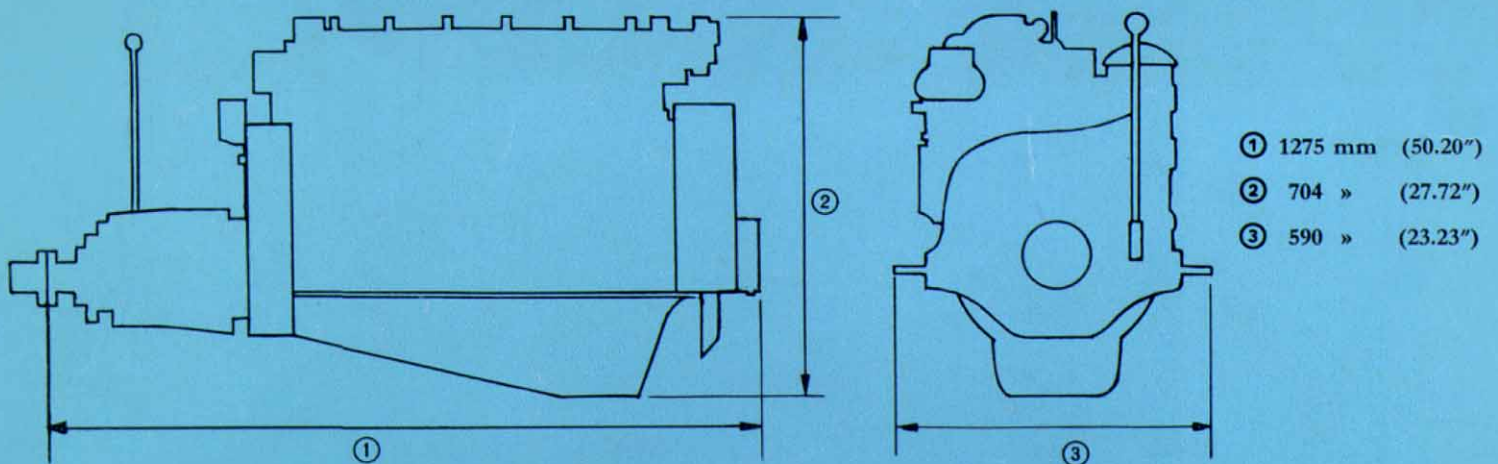


VOLVO-PENTA MARINE ENGINE, TYPE ED 6



Data

Output range, petrol 30—84 h.p.
 „ „ paraffin 31—60 h.p.
 Speed range, petrol 1000—3000 r.p.m.
 „ „ paraffin 1200—2500 r.p.m.
 Number of cylinders 6
 Capacity 3.67 litres (224 cu.in.)
 Bore 84.14 mm (3.312")
 Stroke 110 mm (4.33")
 Compression ratio, petrol 6.5:1
 „ „ paraffin 4.8:1
 Type of engine Four-stroke
 Valves Side
 Max. inclination while running 8°
 Net weight including reverse gear,
 approx. 370 kg (815 lb.)
 Net weight including reverse gear
 and reduction gear, approx. 420 kg (926 lb.)



Dimensions with Penta BS 1:1 reverse gear

- ① 1275 mm (50.20")
- ② 704 » (27.72")
- ③ 590 » (23.23")

AKTIEBOLAGET

PENTA

Box 392, Göteborg 1

Sweden

Cables Penta

— A Volvo Company