

The PENTA ED 6 is built especially for fast, heavy crafts. It is a typical PENTA engine — powerful and reliable. Equipped with a reduction gear the PENTA ED 6 is a thrifty engine for long motor yacht cruises. Although plenty of power is developed you will be agreeably surprised by its easy and smooth running. The Penta name is a guarantee for high quality and reliable service — The ED 6 will give you many years of safe operation.

PENTA - ED6

Main data

Output

gasoline (petrol)	30—84 bhp at 1000—3000 r.p.m.
paraffin	31—60 bhp at 1200—2500 r.p.m.

Number of cylinders

6

Cylinder capacity

3,67 litres (224 cu.in.)

Bore

84,14 mm (3.31")

Stroke

110 mm (4.33")

Compression ratio

gasoline	6,5:1
paraffin	4,8:1

Valves

side

Max. installation angle with std. oil pan

8°

Net weight with reverse gear

approx. 370 kg (815 lbs)

Net weight with reverse and reduction gear 2:1 ..

approx. 420 kg (925 lbs)

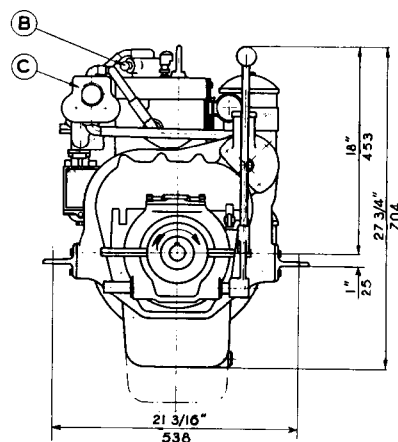
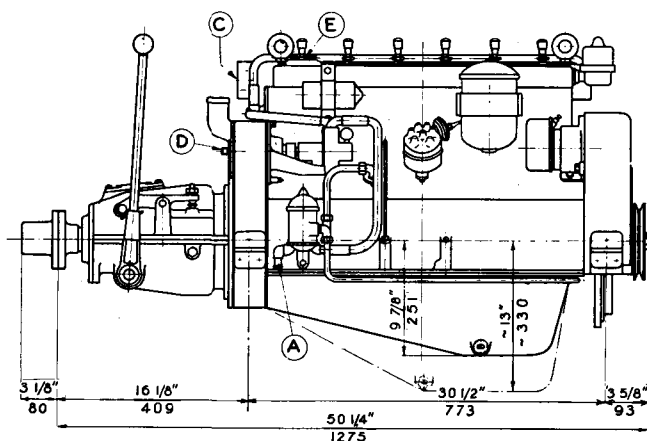
Extra equipment

Reduction gear — ratio 2:1

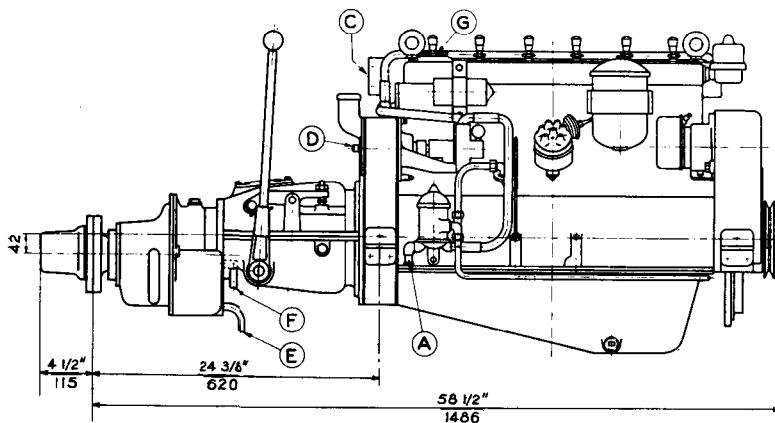
Oil pan permitting installation angles up to 15°

DIMENSION DRAWINGS

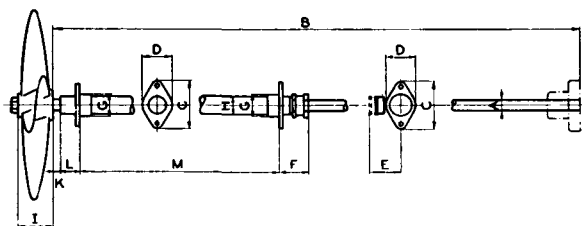
ED 6 direct drive



ED 6 with reduction gear 2:1



- A. Cooling water inlet $\frac{5}{8}$ " rubber hose
- B. Cooling water outlet $\frac{5}{8}$ " rubber hose
- C. Exhaust manifold flange R 2"
- D. Tachometer connection
- E. Cooling water inlet $\frac{5}{8}$ " rubber hose
- F. Cooling water outlet $\frac{5}{8}$ " rubber hose
- G. Fuel inlet — copper pipe $\frac{5}{16}$ " o. d.



Propeller equipment for right-hand thread propeller.

Measurements		A	B	C	D	E	F	G	H	I	K	L	M
ED 6, direct drive	mm	35	3500	130	84	80	90	57	48	78	c:a 15	55	1500
	in.	$1 \frac{25}{64}$ "	138"	$5 \frac{1}{8}$ "	$3 \frac{5}{16}$ "	$3 \frac{5}{32}$ "	$3 \frac{35}{64}$ "	$2 \frac{1}{4}$ "	$1 \frac{57}{64}$ "	$3 \frac{5}{64}$ "	$\frac{19}{32}$ "	$2 \frac{11}{64}$ "	59"
ED 6, reduction gear 2:1	mm	40	4000	145	88	80	100	74	60	106	c:a 15	60	2000
	in.	$1 \frac{37}{64}$ "	158"	$5 \frac{45}{64}$ "	$3 \frac{15}{32}$ "	$3 \frac{5}{32}$ "	$3 \frac{15}{16}$ "	$2 \frac{29}{32}$ "	$2 \frac{23}{64}$ "	$4 \frac{11}{64}$ "	$\frac{19}{32}$ "	$2 \frac{23}{64}$ "	79"

AKTIEBOLAGET

PENTA

GÖTEBORG

— a Volvo company

Box 392, Göteborg 1, Sweden

Cables: Penta